

# GPS Track Recording

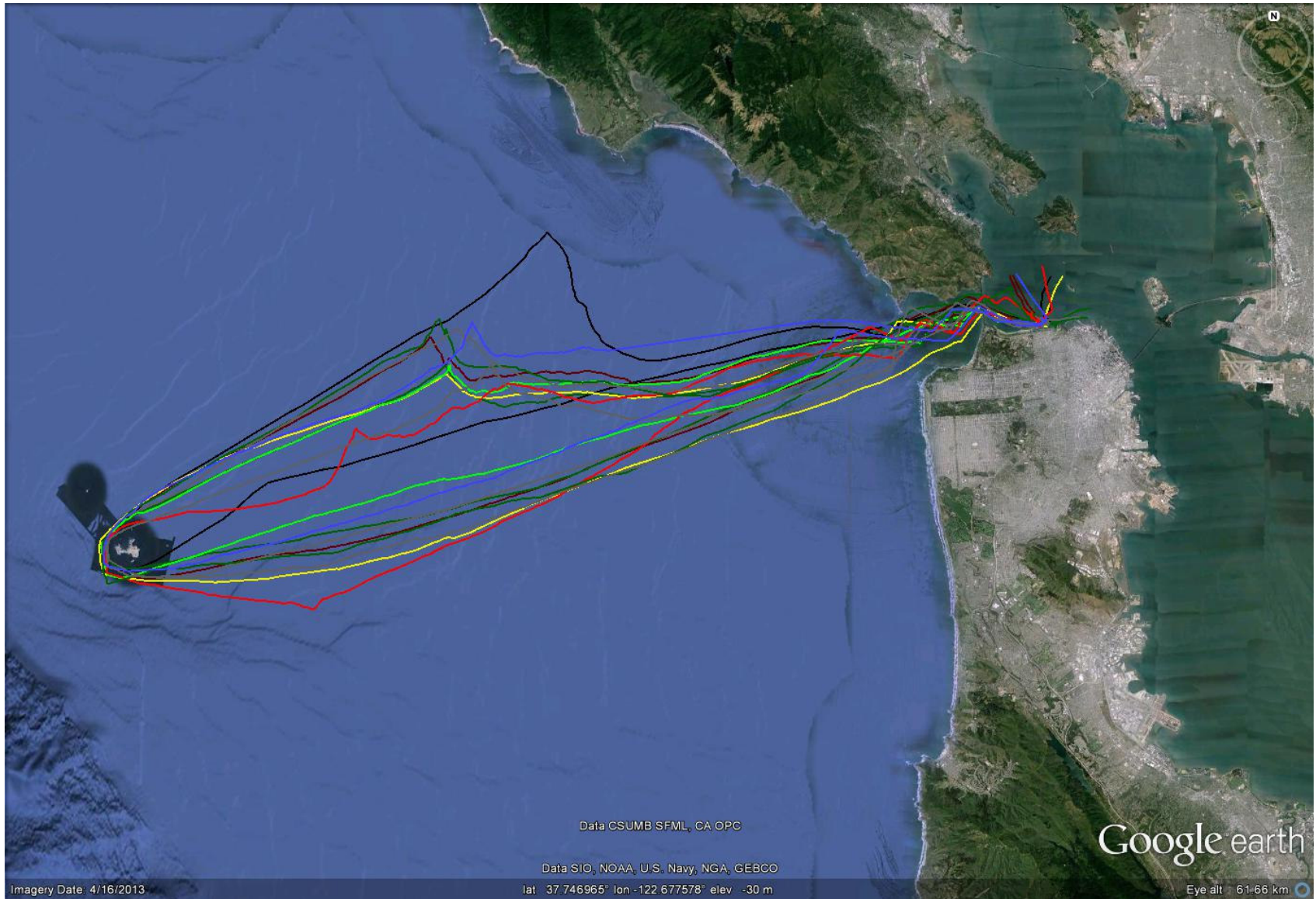
On your smart phone

iPhone

Android

# Why should you bother to record and share your race track?

- Share your race with crew and family.
- Clarify your position relative to other boats should a protest occur.
- Learn from other sailors, it is a long course and is difficult to remember all the details.
- Create a database for future review.  
Example is US Sailing review of Low Speed Chase capsized at Farallon Island.
- Graphic for your T-Shirt



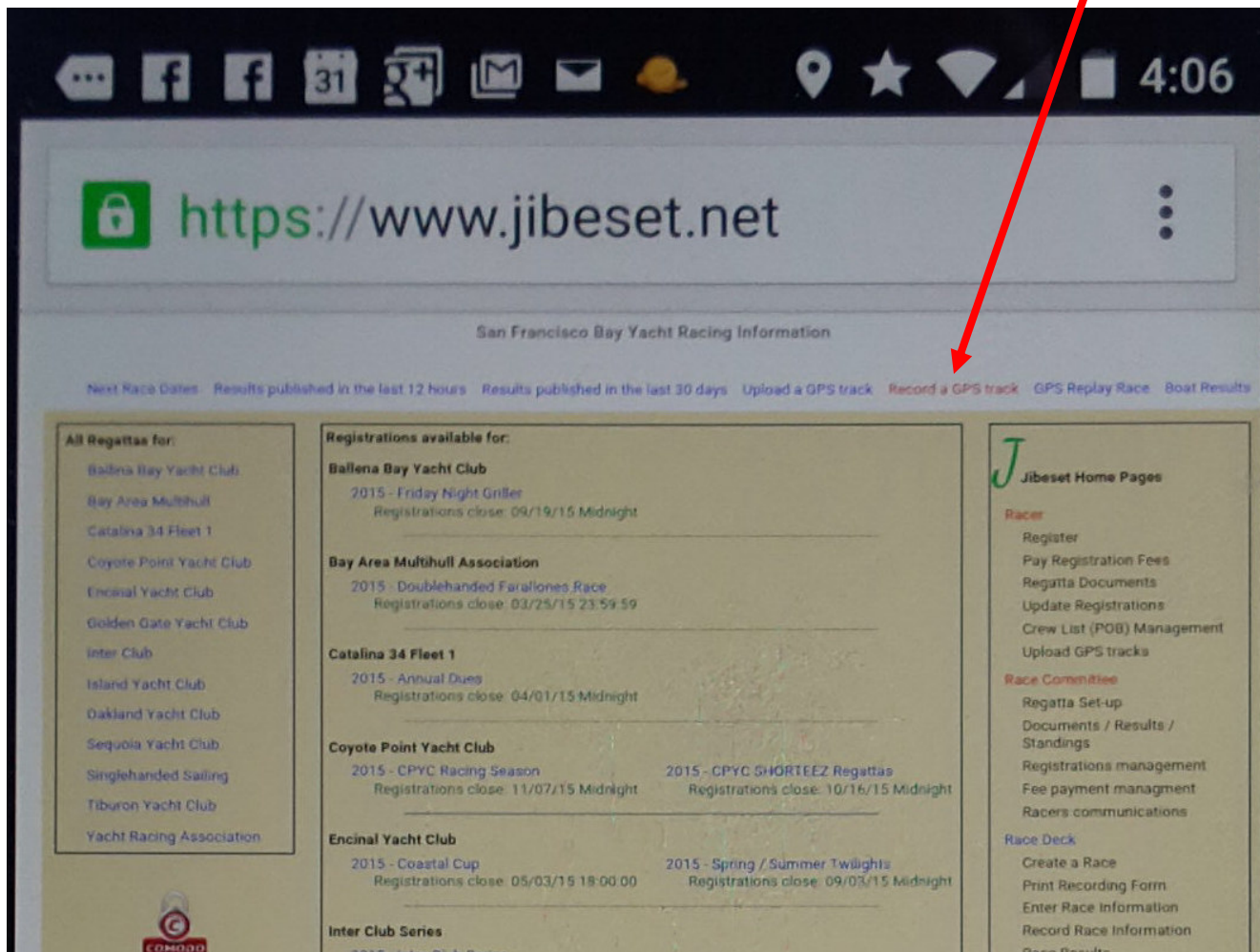
# 2014 T-Shirt

2014  
GPS  
Tracks



# Jiberset opening screen

## Select, Record a GPS track



Login with your sail # and password.  
Note prompt to enable location with GPS only, No-Sleep  
mode and provide external power

Jibeset.net

Sail Number:

can340

Password:

...

Login - Next race only

Login - All future races

**Enable Location Service - GPS Services**  
**Put Smartphone in "no-sleep" mode**  
**Plug the Smartphone into charger on the Boat**

Powered by Jibeset Associates

Copyright Jibeset Associates 2013-2014

# Select the race

---

**Jibeset.net**

**can340 - OCKER 42**

2014 - Demo Regatta - Doug  
Race: 1 on 03/25/15

Race 1

Sail Number:

Password:

Login - Next race only

Login - All future races

**Enable Location Service - GPS Services**  
**Put Smartphone in "no-sleep" mode**  
**Plug the Smartphone into charger on the Boat**

Powered by Jibeset Associates  
Copyright Jibeset Associates 2013-2014

# Recording

Race: 1

4

RECORDING  
06:39:30

UPLOAD to Jibeset

STOP Recording

START Recording

--> Record 6  
1 06:38:57 37.272864 -122.034513  
2 06:39:03 37.272864 -122.034513  
3 06:39:13 37.272864 -122.034513  
4 06:39:23 37.272695 -122.034630

# GPS track recording Instructions

- Set the Smartphone to never sleep.
  - iPhone Settings - - - - - > General - - - - - > Auto-- Lock - - - - - > Never
  - Android phone: Run an App ([Redeye](#)) to stop the phone from sleeping.
- Turn on Location Service using GPS
  - iPhone Settings - - - - - > Privacy - - - - - ! Location services - - - - - > ON
  - Android phone: Settings -----> Location----> Mode ----> Device only
- Go to [www.jibeset.net](http://www.jibeset.net)
- Click “Record a GPS track”
- Display the recording Login screen
- Enter Sail Number and Password
  - Click “Login – Next Race only”
  - Displays your next scheduled race
  - If this is the one you want, click “Race ...”
- If this is not the one you want
  - Enter Sail number and Password, click Login – All future races”
  - Displays a list of all future race
  - Click ‘Race ...’ for the race you want
- Displays the recording screen
  - Check that the time is correct
- Wait for the “Is it OK to use current location” questions
  - Click “Allow” {or whatever you phone’s question is}
- Plug Smart Phone into a charger {GPS uses a lot of power}
- To start recording, click “START Recording”
- You should see:
  - Recorded data in the center of the screen
  - Count of the number of points recorded – red number at the top
  - Green / Orange color changes – around “Recording and the time”
- To stop recording, click “STOP Recording”
- When the race is over and you have a “WiFi” connection
  - Click “UPLOAD to Jibeset
  - Track will appear in a Google Map display.

# Android setup

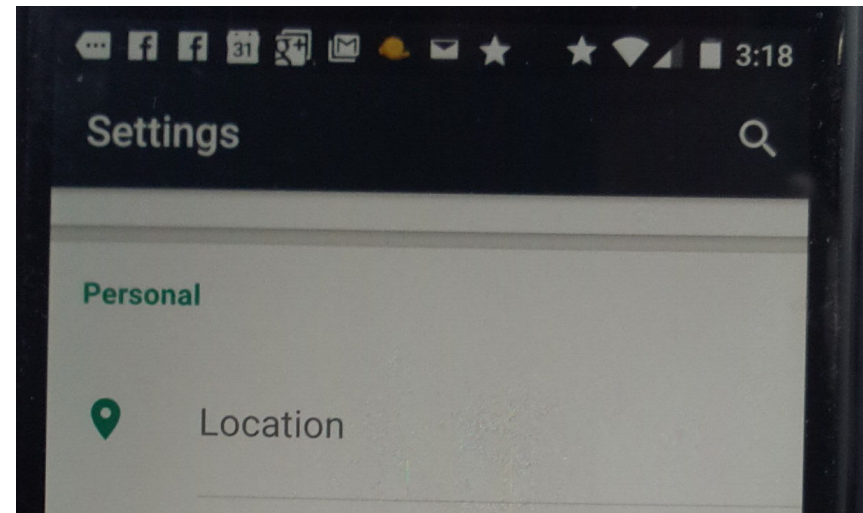
- Locate Redeye in Google play by searching for “redeye stay awake” or use this link
- <https://play.google.com/store/apps/details?id=com.binarymagi.redeye.free>



- Once installed the app can be toggled on and off. When toggled “Off” your phone works as it always has. When it is toggled “On” the phone does not sleep and the GPS keeps recording.

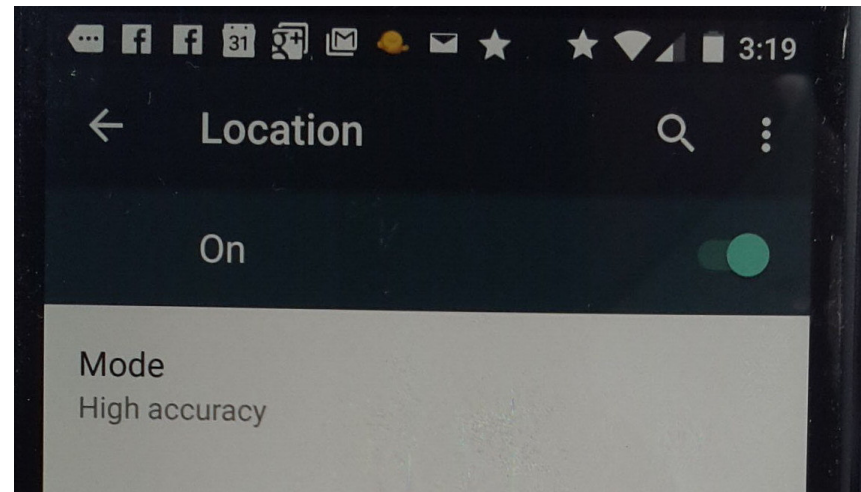
# Android Setup

- Turn your phone to GPS only by selecting “Settings”
- Scroll down to “Location” and click



# Android Setup

- Then click on “Mode”



# Android Setup

- Then select “Device Only” to use GPS only.

